

Adsorption dryers PDAD

FESTO



Adsorption dryers PDAD

Key features

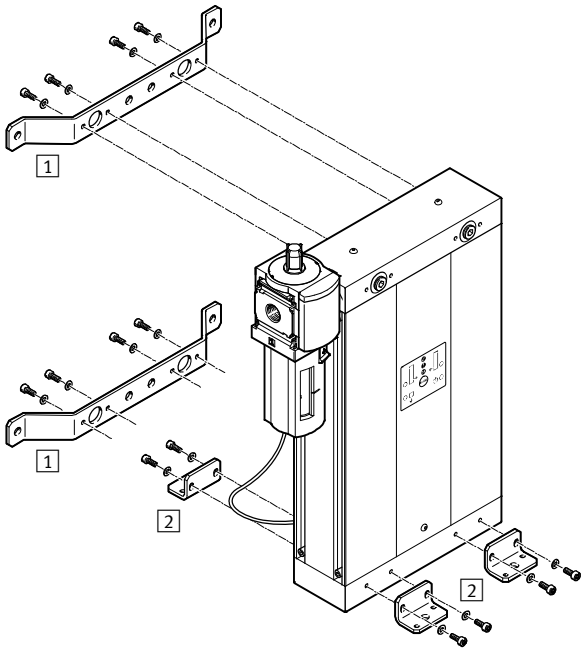
FESTO

Description	Areas of application	Features/Advantages/Benefits	
<p>Cold-regenerating adsorption dryer with defined pressure dew point and high flow rate for decentralised compressed air drying</p> <p>The utilisation of adsorption dryers is always required when pressure dew points of less than -20 °C need to be achieved reliably.</p>	<ul style="list-style-type: none"> • Sensors • Semiconductor manufacturing • Manufacture of foils and packaging • Transportation of powder • Dental technology • Painting systems • Food industry • Pharmaceuticals 	<ul style="list-style-type: none"> • The solution for dry and clean compressed air • Greater service life of pneumatic components • Pressure dew point -40 °C or -70 °C (with reduced flow rate) • Additional filtering of oil and particulate • Produced for decentralised compressed air drying 	<ul style="list-style-type: none"> • High flow rate performance up to 2,400 l/min • Selectable voltage for electrical connection • Low purge air consumption and noise levels • Complies with air purity class at the output up to 2:1:2 in accordance with ISO 8573-1:2010 at a pressure dew point of -70 °C
Lower costs	Reduced maintenance costs	Flexible installation	User-friendly
<p>Controlled, decentralised drying directly at the consuming device is advantageous because only the actually required amount of dry air is prepared. This reduces energy costs, and prevents corrosion, thus extending the service life of components.</p>	<p>Complete cartridges containing drying agent allow fast and easy replacement of the drying agent. Pre-filled cartridges guarantee fast and clean cartridge replacement.</p> <p>Maintenance costs are reduced because the integrated secondary filter (grade of filtration $1\text{ }\mu\text{m}$) in every cartridge retains the abraded particles of the drying agent.</p>	<p>Space-optimised and flexible mounting thanks to the integrated secondary filter.</p>	<p>A clear operating display shows drying cycles and service functions.</p>
Function	Notes		
<p>The air stream is passed through the supplied prefilter, a micro filter with grade of filtration $0.01\text{ }\mu\text{m}$. It protects the drying agents from contaminating dirt and oil particles (oil significantly reduces the service life of the drying agent). The adsorption dryer consists of two cartridges (four in the case of the PDAD-100) filled with drying agent. Moist compressed air flows</p>	<p>through the two cartridges alternately, and the water from the air accumulates on the surface of the drying agent. After a predetermined period of time, the flow of air is switched to the other cartridge and a portion of the dried air (purge air) is used to regenerate the drying agent in the first cartridge. The purge air escapes into the atmosphere.</p>	<p>The drying agent has a service life of approx. 12,000 operating hours. The average purge air requirement under nominal conditions (7 bar/25 °C) is approx. 17%. If the dryer is used under different operating conditions, the input air/purge air ratio may change as the purge air</p>	<p>consumption is only dependent on the input air and not on the used output flow rate.</p> <p>The volume of purge air must therefore be adapted to different supply pressures by replacing the air blast nozzle (air nozzle set with 3 air blast nozzles ADNA → 9).</p>

Adsorption dryers PDAD

Peripherals overview and type codes

Peripherals overview



Mounting attachments and accessories

		→ Page/Internet
1	Wall mounting kit ABMW	8
2	Foot mounting ABMF	8
-	Service kit PDAD-SP	9
-	Air nozzle ADNA	9

Type codes

PDAD – 22 – G $\frac{3}{8}$

Basic function

PDAD	Adsorption dryer
------	------------------

Output flow rate under nominal conditions (supply pressure 7 bar, pressure dew point –40 °C, temperate of medium at input 25 °C)

09	87 l/min
13	126 l/min
22	212 l/min
51	506 l/min
73	729 l/min
100	994 l/min

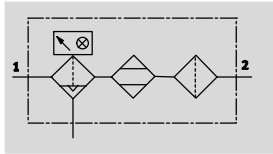
Pneumatic connection




PDAD-09/13/22/51	
G $\frac{3}{8}$	Thread G $\frac{3}{8}$
PDAD-73/100	
G $\frac{1}{2}$	Thread G $\frac{1}{2}$

Adsorption dryers PDAD

Technical data

Function



-  Flow rate
40 ... 2,400 l/min
 -  Temperature range
+2 ... +50 °C
 -  Supply pressure
4 ... 16 bar
- Pressure dew point
-40 °C or -70 °C



General technical data						
Type	PDAD-09	PDAD-13	PDAD-22	PDAD-51	PDAD-73	PDAD-100
Pneumatic connection 1, 2	G3/8				G1/2	
Design	Cold regenerating adsorption dryer					
Type of mounting	With accessories					
Mounting position	Upright					
	Horizontal					
Pressure dew point [°C]	-40					
	-70 (with reduced flow rate)					
Air purity class at the output	Compressed air in accordance with ISO 8573-1:2010 [2:2:2] (at a pressure dew point of -40 °C)					
	Compressed air in accordance with ISO 8573-1:2010 [2:1:2] (at a pressure dew point of -70 °C)					
Electrical data						
Electrical connection	2 connections (12 ... 24 V DC or 110 ... 240 V AC) for power supply sockets					
Power consumption	DC	Approx. 9.6 W (24 V/0.4 A typ.)				
	AC	Approx. 16 VA (230 V/0.07 A typ.)				
Protection class	IP65 (to DIN 40050)					

Operating and environmental conditions						
Type	PDAD-09	PDAD-13	PDAD-22	PDAD-51	PDAD-73	PDAD-100
Supply pressure [bar]	4 ... 16					
Operating medium	Compressed air in accordance with ISO 8573-1:2010 [6:4:4]					
Note on operating/pilot medium	Operation with lubricated medium not possible					
Ambient temperature [°C]	+5 ... +50					
Temperature of medium [°C]	+2 ... +50					
Storage temperature [°C]	-20 ... +60					
Corrosion resistance class CRC ¹⁾	2					
CE mark (see declaration of conformity)	In accordance with EU EMC directive					
	In accordance with EU Low Voltage Directive					
	In accordance with EU Pressure Equipment Directive					

1) CRC2: Corrosion resistance class to Festo standard 940 070
Components with medium corrosion exposure. Externally visible components with significant decorative function in direct contact with normal industrial atmosphere or media such as coolants and lubricants.

Weights [g]						
Type	PDAD-09	PDAD-13	PDAD-22	PDAD-51	PDAD-73	PDAD-100
Adsorption dryer	13,000	14,000	16,500	24,000	31,000	47,000

Materials	
Housing	Wrought aluminium alloy
Note on materials	RoHS-compliant

Adsorption dryers PDAD

Technical data

FESTO

 Note

Please do not use the average consumption values (flow rate) as your guide when setting up the dryer, instead use

- the inlet pressure of the dryer,
- the peak value for the flow rate and
- the maximum permissible supply temperature.

The adsorption dryers are designed for continuous operation. Intensely pulsed or intermittent operation leads to the premature aging of and/or damage to the drying agent and thus to the failure of the dryer. If the adsorption dryer PDAD is nonetheless to be used in pulsed or intermittent mode the use of buffer

reservoirs, through which the compressed air flows, is recommended for smoothing the pressure peaks. Depending on the application these can be mounted upstream and/or downstream of the dryer. The volume of a reservoir should be approx. 50% of the flow rate for one minute.

 Note

On delivery the adsorption dryer PDAD is configured with an air nozzle for a supply pressure of 7 ... 9 bar. If a different supply pressure is used, the air nozzle must be replaced. The set containing the other air nozzles must be ordered separately → 9.

Nominal flow rate q_n [l/min] for pressure dew point -40 °C (temperature of medium at inlet 25 °C saturated)													
q_n	Supply pressure p [bar]												
	4	5	6	7	8	9	10	11	12	13	14	15	16
PDAD-09													
Inlet	73.6	88.3	103.1	117.8	132.5	147.2	162.0	176.7	191.4	206.1	220.9	235.6	250.3
	Air nozzle no. 9			Air nozzle no. 7			Air nozzle no. 6			Air nozzle no. 5			
Purge air	33.0	30.0	34.0	31.0	36.0	40.0	31.0	34.0	37.0	30.0	32.0	34.0	36.0
Outlet	40.6	58.3	69.1	86.8	96.5	107.2	131.0	142.7	154.4	176.1	188.9	201.6	214.3
PDAD-13													
Inlet	109.6	132.5	153.7	176.7	197.9	220.9	242.1	265.1	286.3	309.2	330.4	353.4	374.6
	Air nozzle no. 10			Air nozzle no. 8			Air nozzle no. 7			Air nozzle no. 6			
Purge air	42.0	52.0	61.0	51.0	54.0	68.0	45.0	49.0	54.0	62.0	67.0	71.0	76.0
Outlet	67.6	80.5	92.7	125.7	143.9	152.9	197.1	216.1	232.3	247.2	263.4	282.4	298.6
PDAD-22													
Inlet	186.2	225.3	261.3	300.4	336.4	375.5	411.5	450.6	486.6	525.7	561.7	600.8	636.8
	Air nozzle no. 14			Air nozzle no. 12			Air nozzle no. 10			Air nozzle no. 9			
Purge air	76.0	89.0	106.0	88.0	97.0	107.0	86.0	96.0	106.0	89.0	96.0	103.0	111.0
Outlet	110.2	136.3	155.3	212.4	239.4	268.5	325.5	354.6	380.6	436.7	465.7	497.8	525.8
PDAD-51													
Inlet	416.3	503.6	584.2	671.5	752.0	839.3	919.9	1,007.2	1,087.8	1,175.1	1,255.6	1,342.9	1,423.5
	Air nozzle no. 23			Air nozzle no. 17			Air nozzle no. 14			Air nozzle no. 12			
Purge air	166.0	204.0	230.0	165.5	194.5	216.0	165.0	182.5	198.5	160.5	176.0	182.5	201.5
Outlet	250.3	299.6	354.2	506.0	557.5	623.3	754.9	824.7	889.3	1,014.6	1,079.6	1,160.4	1,222.0
PDAD-73													
Inlet	613.5	742.1	860.9	989.5	1,108.3	1,236.9	1,355.7	1,484.3	1,603.0	1,731.7	1,850.4	1,979.1	2,097.8
	Air nozzle no. 29			Air nozzle no. 24			Air nozzle no. 17			Air nozzle no. 15			
Purge air	233.0	270.0	311.0	261.0	302.0	339.0	248.0	272.0	295.0	243.0	261.0	282.0	301.0
Outlet	380.5	472.1	549.9	728.5	806.3	897.9	1,107.7	1,212.3	1,308.0	1,488.7	1,589.4	1,697.1	1,796.8
PDAD-100													
Inlet	821.7	993.9	1,153.0	1,325.3	1,484.3	1,656.6	1,815.6	1,987.9	2,146.9	2,319.2	2,478.2	2,650.5	2,809.6
	Air nozzle no. 23			Air nozzle no. 17			Air nozzle no. 14			Air nozzle no. 12			
Purge air	332.0	408.0	460.0	331.0	389.0	432.0	330.0	365.0	397.0	321.0	352.0	365.0	403.0
Outlet	489.7	585.9	693.0	994.3	1,095.3	1,224.6	1,485.6	1,622.9	1,749.9	1,998.2	2,126.2	2,285.5	2,406.6

Adsorption dryers PDAD



Technical data

Nominal flow rate q_n [l/min] for pressure dew point -70 °C (temperature of medium at inlet 25 °C saturated)													
q_n	Supply pressure [bar]												
	4	5	6	7	8	9	10	11	12	13	14	15	16
PDAD-09													
Inlet	51.5	61.8	72.1	82.5	92.8	103.1	113.4	123.7	134.0	144.3	154.6	164.9	175.2
	Air nozzle no. 9			Air nozzle no. 7			Air nozzle no. 6			Air nozzle no. 5			
Purge air	33.0	30.0	34.0	31.0	36.0	40.0	31.0	34.0	37.0	30.0	32.0	34.0	36.0
Outlet	18.5	31.8	38.1	51.5	56.8	63.1	82.4	89.7	97.0	114.3	122.6	130.9	139.2
PDAD-13													
Inlet	77.3	92.8	108.2	123.7	139.2	154.6	170.1	185.5	201.0	216.5	231.9	247.4	262.8
	Air nozzle no. 10			Air nozzle no. 8			Air nozzle no. 7			Air nozzle no. 6			
Purge air	42.0	52.0	61.0	51.0	54.0	68.0	45.0	49.0	54.0	62.0	67.0	71.0	76.0
Outlet	35.3	40.8	47.2	72.7	85.2	86.6	125.1	136.5	147.0	154.5	164.9	176.4	186.8
PDAD-22													
Inlet	131.4	157.7	184.0	210.3	236.6	262.8	289.1	315.4	341.7	368.0	394.3	420.6	446.8
	Air nozzle no. 14			Air nozzle no. 12			Air nozzle no. 10			Air nozzle no. 9			
Purge air	76.0	89.0	106.0	88.0	97.0	107.0	86.0	96.0	106.0	89.0	96.0	103.0	111.0
Outlet	55.4	68.7	78.0	122.3	139.6	155.8	203.1	219.4	235.7	279.0	298.3	317.6	335.8
PDAD-51													
Inlet	293.8	352.5	411.3	470.0	528.8	587.5	646.3	705.0	763.8	822.5	881.3	940.1	998.8
	Air nozzle no. 23			Air nozzle no. 17			Air nozzle no. 14			Air nozzle no. 12			
Purge air	166.0	204.0	230.0	165.5	194.5	216.0	165.0	182.5	198.5	160.5	176.0	182.5	201.5
Outlet	127.8	148.5	181.3	304.5	334.3	371.5	481.3	522.5	565.3	662.0	705.3	757.6	797.3
PDAD-73													
Inlet	432.9	519.5	606.1	692.7	779.3	865.8	952.4	1,039.0	1,125.6	1,212.2	1,298.8	1,385.3	1,471.9
	Air nozzle no. 29			Air nozzle no. 24			Air nozzle no. 17			Air nozzle no. 15			
Purge air	233.0	270.0	311.0	261.0	302.0	339.0	248.0	272.0	295.0	243.0	261.0	282.0	301.0
Outlet	199.9	249.5	295.1	431.7	477.3	526.8	704.4	767.0	830.6	969.2	1,037.8	1,103.3	1,170.9
PDAD-100													
Inlet	579.8	695.8	811.7	927.7	1,043.6	1,159.6	1,275.6	1,391.5	1,507.5	1,623.4	1,739.4	1,855.4	1,971.3
	Air nozzle no. 23			Air nozzle no. 17			Air nozzle no. 14			Air nozzle no. 12			
Purge air	332.0	408.0	460.0	331.0	389.0	432.0	330.0	365.0	397.0	321.0	352.0	365.0	403.0
Outlet	247.8	287.8	351.7	596.7	654.6	727.6	945.6	1,026.5	1,110.5	1,302.4	1,387.4	1,490.4	1,568.3

Adsorption dryers PDAD

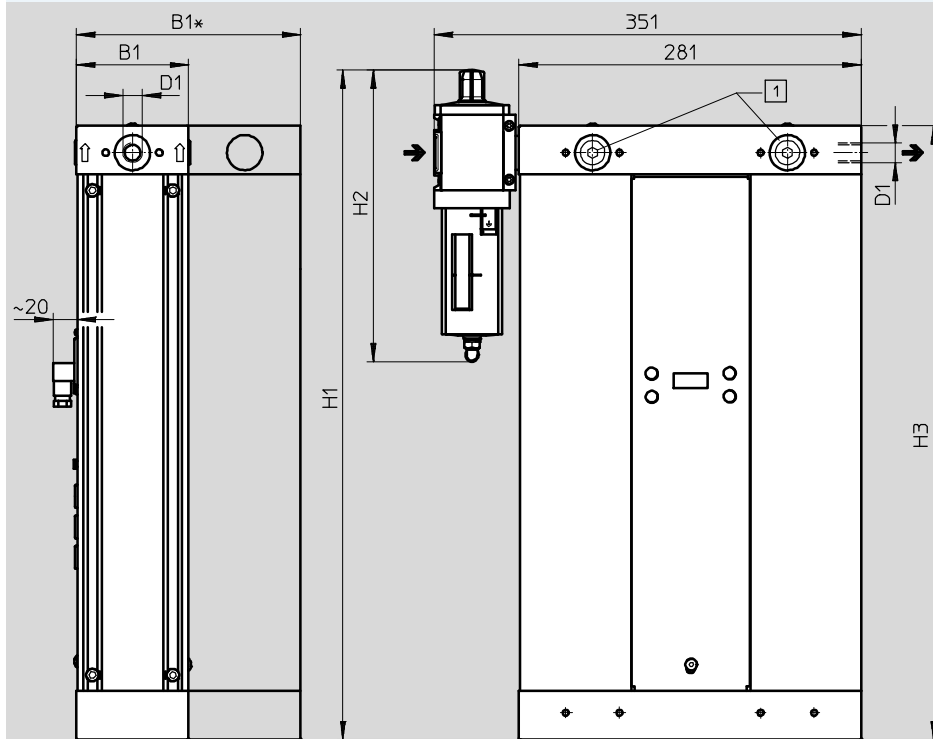
Technical data

FESTO

Dimensions

Download CAD data → www.festo.com

With prefilter and connecting kit



Type	D1	B1	B1*	H1	H2	H3
PDAD-09	G $\frac{3}{8}$	92	-	491	240	445
PDAD-13	G $\frac{3}{8}$	92	-	550	240	504
PDAD-22	G $\frac{3}{8}$	92	-	681	240	635
PDAD-51	G $\frac{3}{8}$	92	-	1,111	240	1,065
PDAD-73	G $\frac{1}{2}$	92	-	1,506	360	1,460
PDAD-100	G $\frac{1}{2}$	-	184	1,111	360	1,065

Ordering data

With prefilter, connecting kit, power supply socket

Pneumatic connection	Outlet flow rate under nominal conditions ¹⁾ [l/min]	Part No.	Type
G $\frac{3}{8}$	87	552170	PDAD-09-G $\frac{3}{8}$
	126	552171	PDAD-13-G $\frac{3}{8}$
	212	552172	PDAD-22-G $\frac{3}{8}$
	506	552173	PDAD-51-G $\frac{3}{8}$
G $\frac{1}{2}$	729	552174	PDAD-73-G $\frac{1}{2}$
	994	552175	PDAD-100-G $\frac{1}{2}$

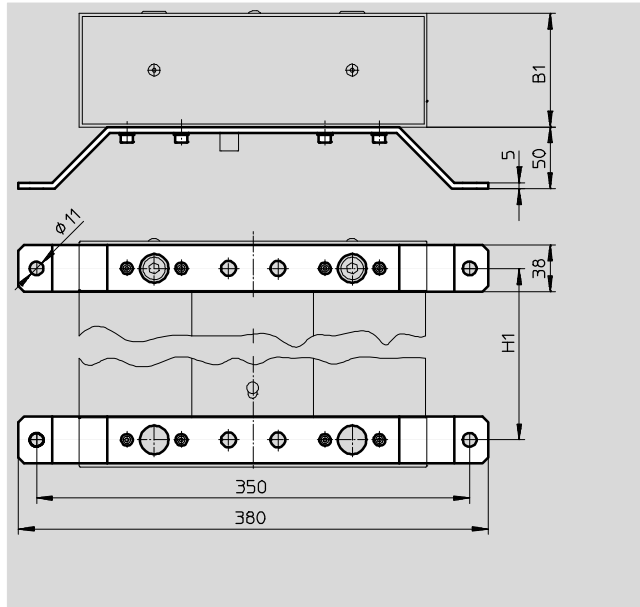
1) Supply pressure 7 bar, pressure dew point -40 °C, temperature of mediums at inlet 25 °C

Adsorption dryers PDAD

Accessories

FESTO

Wall mounting kit ABMW



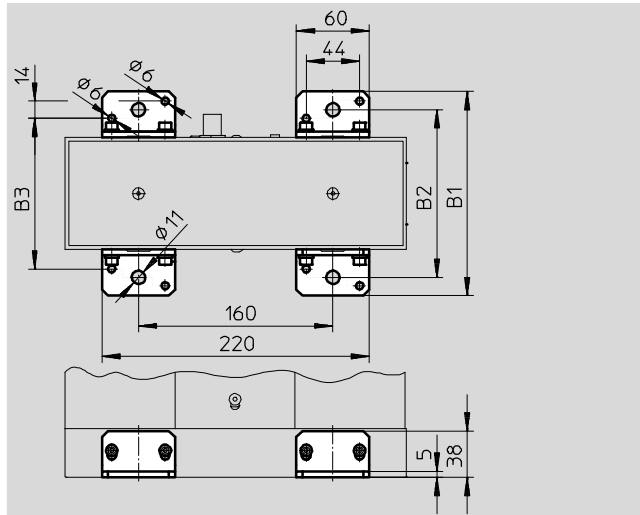
Dimensions and ordering data

PDAD-09		PDAD-13		PDAD-22		PDAD-51		PDAD-73		PDAD-100		CRC ¹⁾	Part No.	Type
B1	H1	B1	H1	B1	H1	B1	H1	B1	H1	B1	H1			
92	401	92	460	92	591	92	1,021	92	1,416	184	1,021	2	553756	ABMW-PDAD

1) CRC2: Corrosion resistance class to Festo standard 940 070

Components with medium corrosion exposure. Externally visible components with significant decorative function in direct contact with normal industrial atmosphere or media such as coolants and lubricants.

Foot mounting ABMF



Dimensions and ordering data

PDAD-09/13/22/51/73			PDAD-100			CRC ¹⁾	Part No.	Type
B1	B2	B3	B1	B2	B3			
168	138	124	260	230	216	2	553755	ABMF-PDAD

1) CRC2: Corrosion resistance class to Festo standard 940 070

Components with medium corrosion exposure. Externally visible components with significant decorative function in direct contact with normal industrial atmosphere or media such as coolants and lubricants.

Adsorption dryers PDAD

Accessories

FESTO

Service kit PDAD-SP

with 2 drying agent cartridges
(4 drying agent cartridges in service kit PDAD-100-SP-...), sealing rings, plastic discs and a reset disc



Operating and environmental conditions		
Operating pressure	[bar]	4 ... 16
Operating medium		Compressed air in accordance with ISO 8573-1:2010 [1:4:1]
Note on operating/pilot medium		Operation with lubricated medium not possible
Ambient temperature	[°C]	+5 ... +50
Temperature of medium	[°C]	+2 ... +50

Ordering data		
For type	Part No.	Type
PDAD-09	553749	PDAD-09-SP-12000
PDAD-13	553750	PDAD-13-SP-12000
PDAD-22	553751	PDAD-22-SP-12000
PDAD-51	553752	PDAD-51-SP-12000
PDAD-73	553753	PDAD-73-SP-12000
PDAD-100	553754	PDAD-100-SP-12000

Air nozzle ADNA

Set comprising 3 air nozzles for PDAD-09 ... PDAD-73 and 6 air nozzles for PDAD-100 for adjusting the purge air at a supply pressure < 7 bar or > 9 bar



Ordering data					
For type	Air nozzle for supply pressure p			Part No.	Type
	4 ... 6 bar	10 ... 12 bar	13 ... 16 bar		
PDAD-09	No. 9	No. 6	No. 5	553763	ADNA-PDAD-09
PDAD-13	No. 10	No. 7	No. 6	553764	ADNA-PDAD-13
PDAD-22	No. 14	No. 10	No. 9	553765	ADNA-PDAD-22
PDAD-51	No. 23	No. 14	No. 12	553766	ADNA-PDAD-51
PDAD-73	No. 29	No. 17	No. 15	553767	ADNA-PDAD-73
PDAD-100	No. 23 (2x)	No. 14 (2x)	No. 12 (2x)	553768	ADNA-PDAD-100

Adsorption dryers PDAD

Accessories

FESTO

Micro-filter cartridge MS6-LFM-A

For prefilter

Grade of filtration: 0.01 μm



Ordering data		
For type	Part No.	Type
PDAD-09/13/22/51	532909	MS6-LFM-A
PDAD-73/100	552093	MS6-LFM-A-HF

Festo - Your Partner in Automation



1 Festo Inc.
5300 Explorer Drive
Mississauga, ON L4W 5G4
Canada

Festo Customer Interaction Center
Tel: 1 877 463 3786
Fax: 1 877 393 3786
Email: customer.service.ca@festo.com



2 Festo Pneumatic
Av. Ceylán 3,
Col. Tequesquináhuac
54020 Tlalnepantla,
Estado de México

Multinational Contact Center
01 800 337 8669
ventas.mexico@festo.com



3 Festo Corporation
1377 Motor Parkway
Suite 310
Islandia, NY 11749

Festo Customer Interaction Center
1 800 993 3786
1 800 963 3786
customer.service.us@festo.com



4 Regional Service Center
7777 Columbia Road
Mason, OH 45040

Connect with us



www.festo.com/socialmedia



www.festo.com

Subject to change